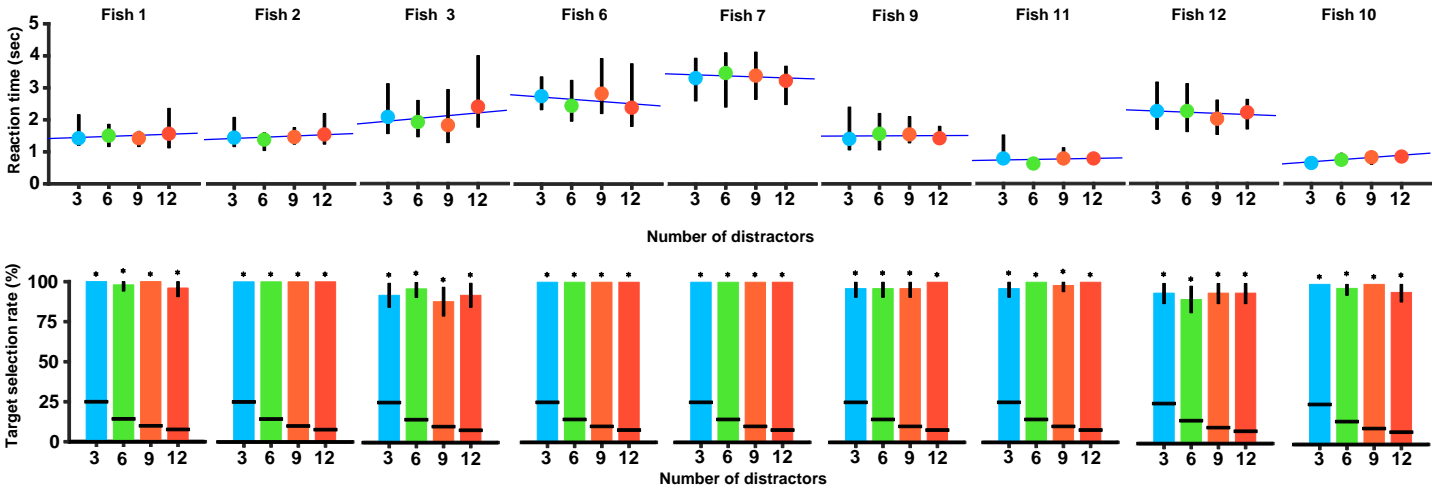
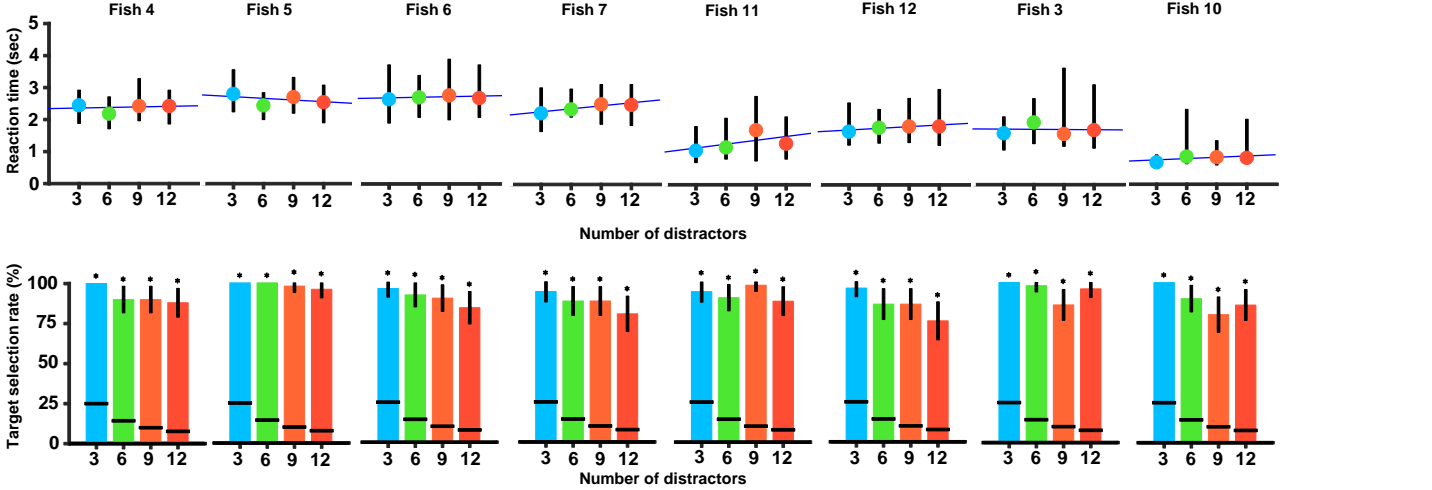


Supplementary Material Figure S1

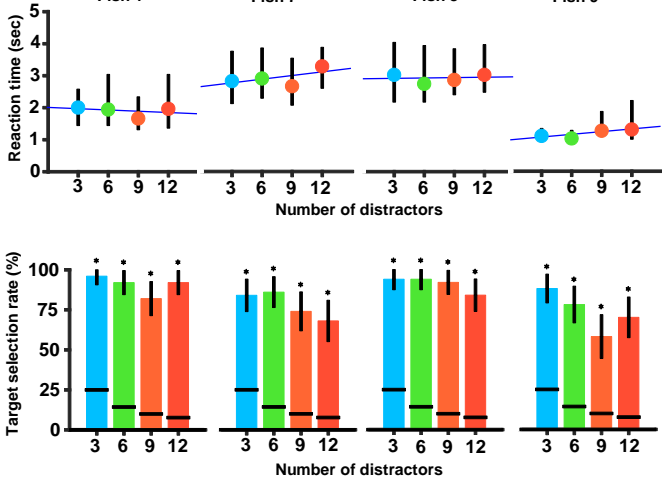
A



B



C



Supplementary Material Figure S1 | Results of color, size and orientation tasks. Since Figure 3 includes only three representative results we here add the rest of the results. **A. Color:** From left to right: 10 ms per distractor, 10 ms per distractor, 30 ms per distractor, -20 ms per distractor, -10 ms per distractor, 1 ms per distractor, 5 ms per distractor, -10 ms per distractor, 20 ms per distractor. **B. Size:** From left to right: 6 ms per distractor, -17 ms per distractor, 6 ms per distractor, 31 ms per distractor, 40 ms per distractor, 17 ms per distractor, -2 ms per distractor, 13 ms per distractor. **C. Orientation:** -13 ms per distractor, 40 ms per distractor, 5 ms per distractor, 30 ms per distractor