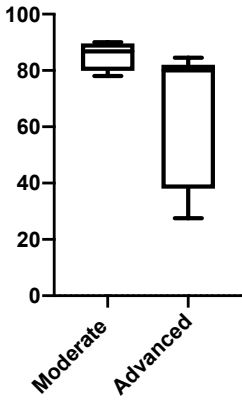
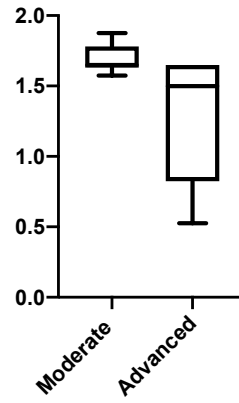


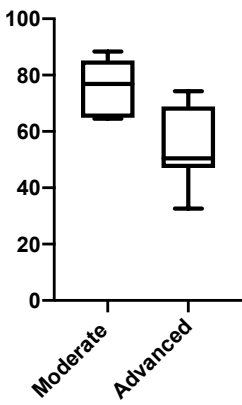
**ETDRS Letter Score**



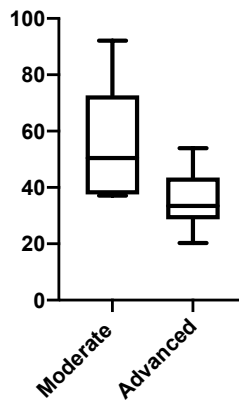
**Contrast Sensitivity**



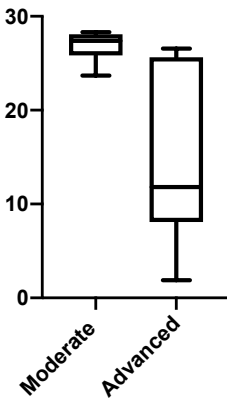
**NEI VFQ-39**



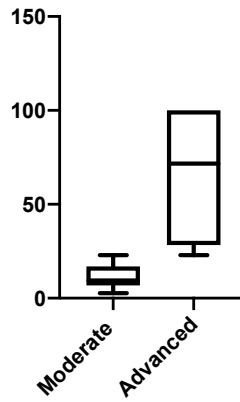
**LLQ**



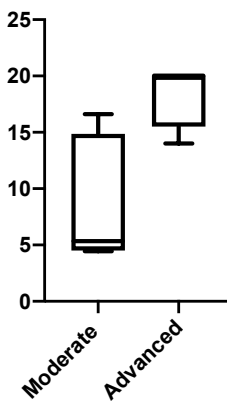
**Microperimetry Average Threshold (dB)**



**Microperimetry Percent Reduced Threshold**



**Dark Adaptometry Rod Intercept Time (min)**



## **Supplemental Figure 2: Functional Test Results for Moderate vs Advanced Disease**

Functional testing results were significantly different between the moderate and advanced disease groups for the NEI VFQ-39, contrast sensitivity, and microperimetry testing parameters. ETDRS letter score and LLQ did not demonstrate a significant difference between the two severity groups.